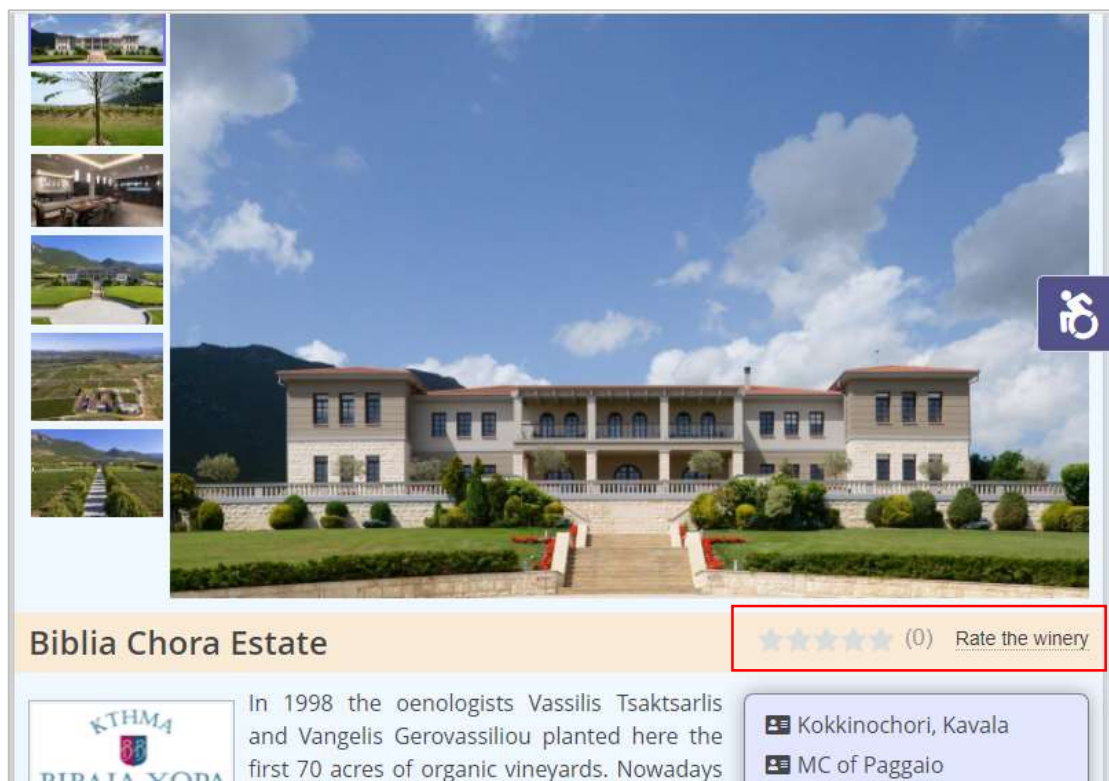


Reviewing Tool – User Instructions

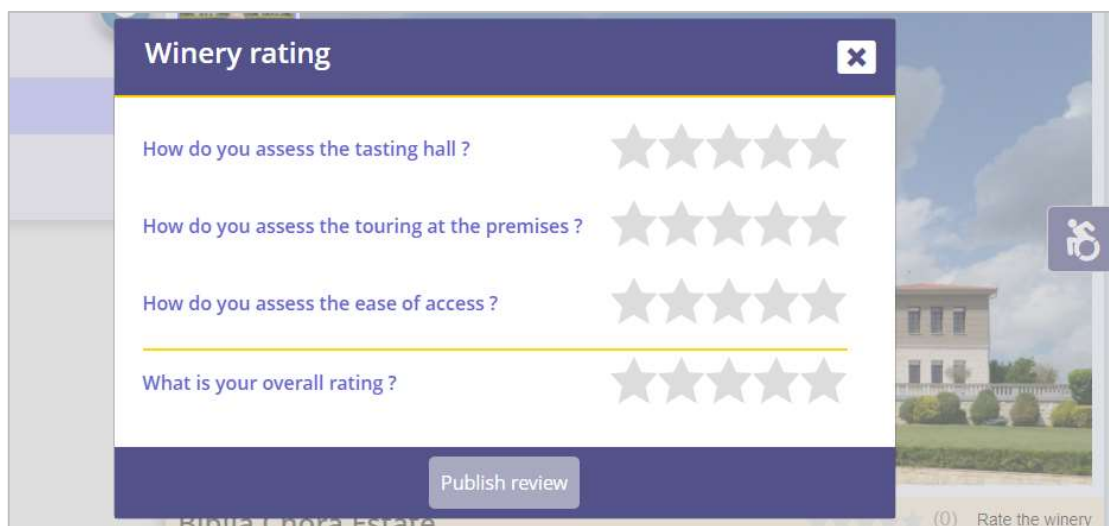
The steps to reviewing a point of interest with the Dionysos Reviewing Tool are described below.

Step 1: Visit the page dedicated to the specific point of interest. In the following example, the page of a winery is visited (picture 1). You can see the reviewing tool on the right side of the winery's title (displayed as a red rectangle). Pls. notice that there is no previous review for this winery.



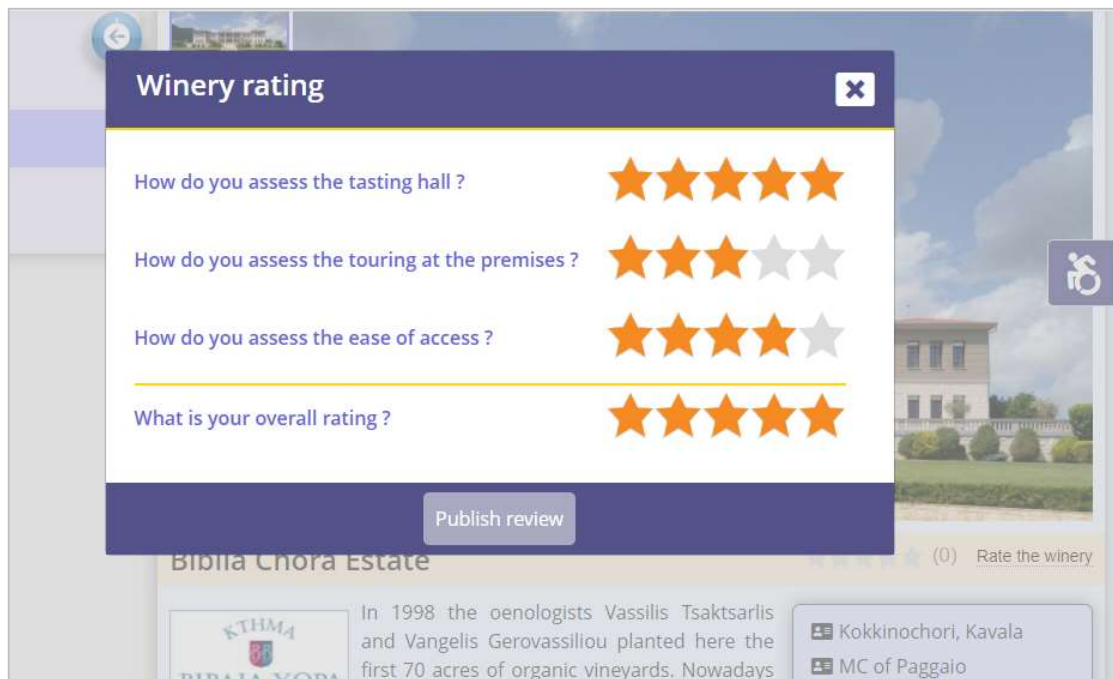
Picture 1

Step 2: Click on “Rate the winery” in order to trigger the reviewing process (picture 2). A panel with the available rating criteria specific for this type of point of interest is displayed. You can assess each criterion by choosing from 1 to 5 stars. Additionally, an overall evaluation criterion is shown at the bottom of the panel.



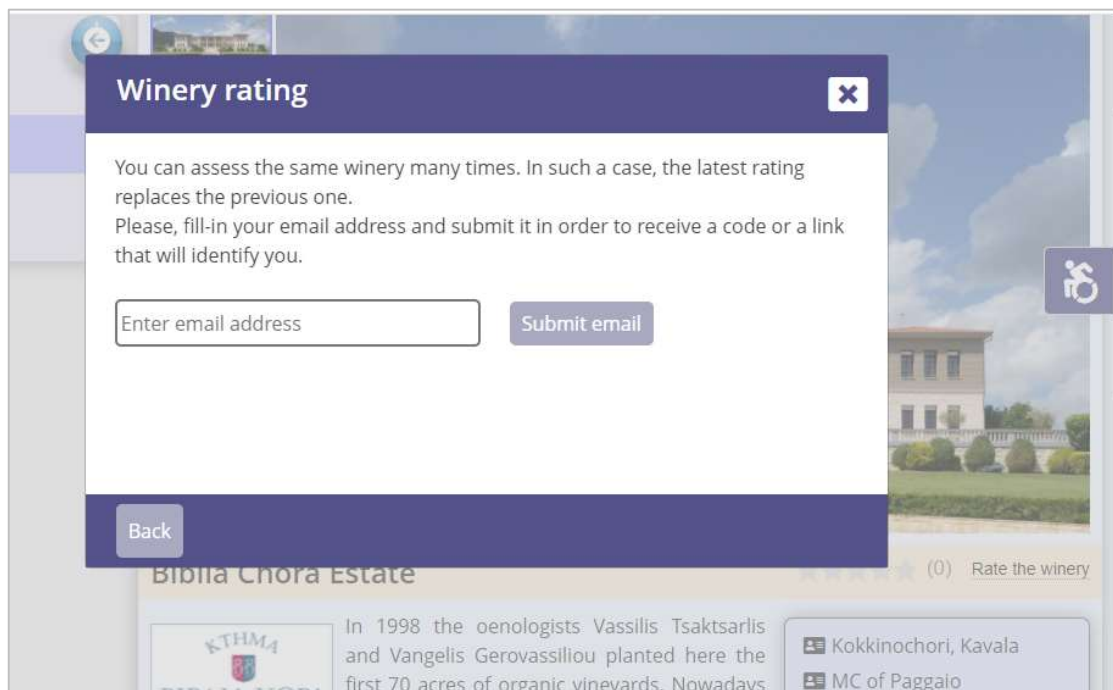
Picture 2

Step 3: Assess each criterion by setting appropriate number of stars (figure 3)



Picture 3

Step 4: In order to prevent a user from evaluating the same point of interest multiple times, we need to identify them by their email address (figure 4). The user is prompted to provide his/her email address so that the system sends a random code, which then should be inserted into the reviewing tool.



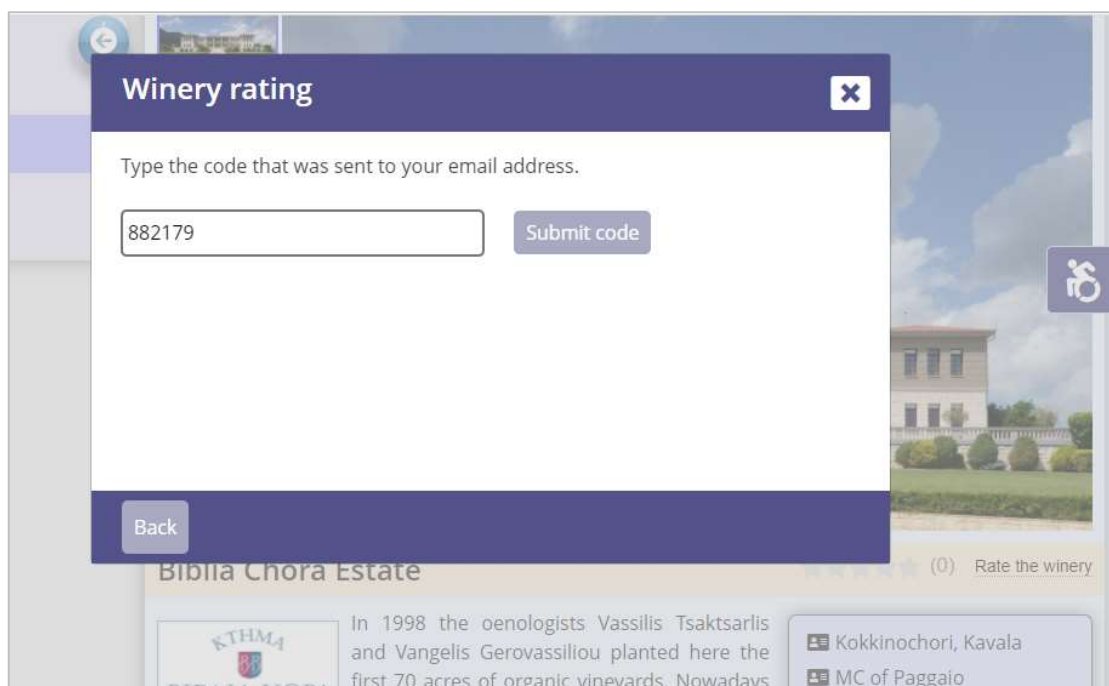
Picture 4: The email address of the user is provided

Step 5: The user receives an email containing the random code (figure 5). This code should be copied back to the reviewing tool.



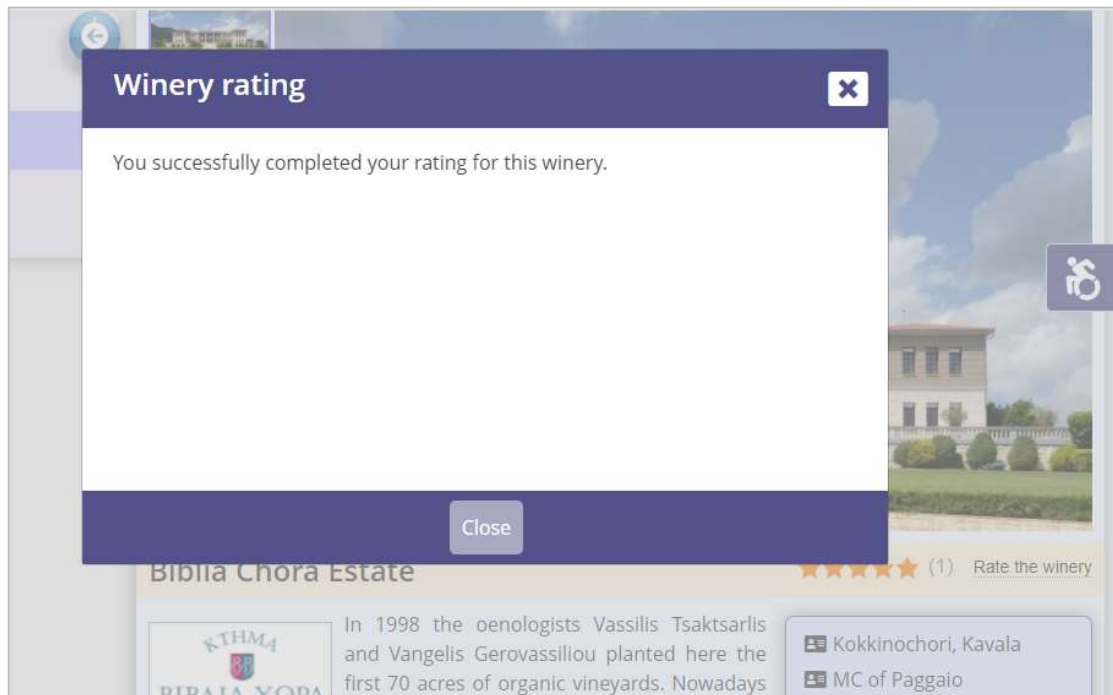
Picture 5

Step 6: The user types the code received via email back to the reviewing tool (figure 6).



Picture 6

Step 7: The user is informed that the reviewing procedure has been completed (figure 7). If this wasn't the first time that the particular user (identified by the email address) reviewed the particular point of interest, then this new rating will replace the previous one.



Picture 7

Step 8: After completion of the review, the visitors of the platform can be informed on the statistics of all previous ratings. To do so, just click on the stars of the reviewing tool (figure 8). The information provided to the visitor includes the following:

- Average rating for the "overall" criterion
- Total number of reviews
- Number of users assessed the "overall" criterion with 5 stars
- Number of users assessed the "overall" criterion with 4 stars
- Number of users assessed the "overall" criterion with 3 stars
- Number of users assessed the "overall" criterion with 2 stars
- Number of users assessed the "overall" criterion with 1 stars
- The average rating for each specific (to the point of interest) criterion (in the example, three such criteria).

Biblia Chora Estate ★★★★★ (1) [Rate the winery](#)

KTHMA BIBAIA XΩPA

In 1998 the oenologists and Vangelis Gerovassiliou planted the first 70 acres of organic vineyards. Their vineyards cover an area of 150 acres. The production takes place in the beautiful landscape between the vineyards, with a view of the sea and the mountains. A visit to the Ktima Biblia Chora is highly recommended to visitors. Tel: 25920 44974, e-mail: ktima@bibliachora.gr www.bibliachora.gr. Take a tour of the estate and taste the fine wines of the Paggaio area.

Rating analysis

5 stars	1
4 stars	0
3 stars	0
2 stars	0
1 star	0

5,0
★★★★★
1 review

Tasting hall	5/5
Touring at premises	4/5
Ease of access	3/5

Chrysanthi Economidou

Picture 8